

Marketing Material

For Professional and Qualified Investors Only



SmartWealth

Smart Wealth Asset Management AG

SW Global Equity Plus AI Fund



This document is intended for information purposes only and do not constitute investment advice. This document is not an offer or an invitation to subscribe to units or shares of an Alternative Investment Fund, or any other investment vehicles or structures. The information presented should not be relied upon because it is incomplete and may be subject to change. The Fund is currently only registered for private placement under the AIFMD passporting regime in the following countries: Switzerland, Austria, Liechtenstein, Sweden, Norway, Finland, Denmark and Germany. Investments in the Fund are available only to qualifying investors as defined under Irish law. Any investment decision should be made solely on the basis of the Fund's legal offering documents. Neither the Fund nor its management or Smart Wealth Asset Management accept liability for any actions taken based on the information contained herein. Past performance is not indicative of future results, and investments in alternative funds carry inherent risks. Potential investors should seek independent professional advice before making any investment decision.

Private & Confidential

4 June 2026

Even the greatest allocators wrestle with human limitations



Over 80% of actively managed funds fail to beat the benchmarks*



Processing and analysis of big data is often inefficient



Key-man dependence and unstable teams



Investment strategies less affected by these challenges are often illiquid



Proven 20 year track-record*

Pioneer of AI-based products for investment management



Outperformance with liquidity

Consistent top tier performer. Model portfolio has outperformed its composite index by 5.68% p.a.**



Removes human biases

Recovers in 60% less time after a major crisis***

*Across Siemens, C-Quadrat, IQ-FOXX, Smart Wealth



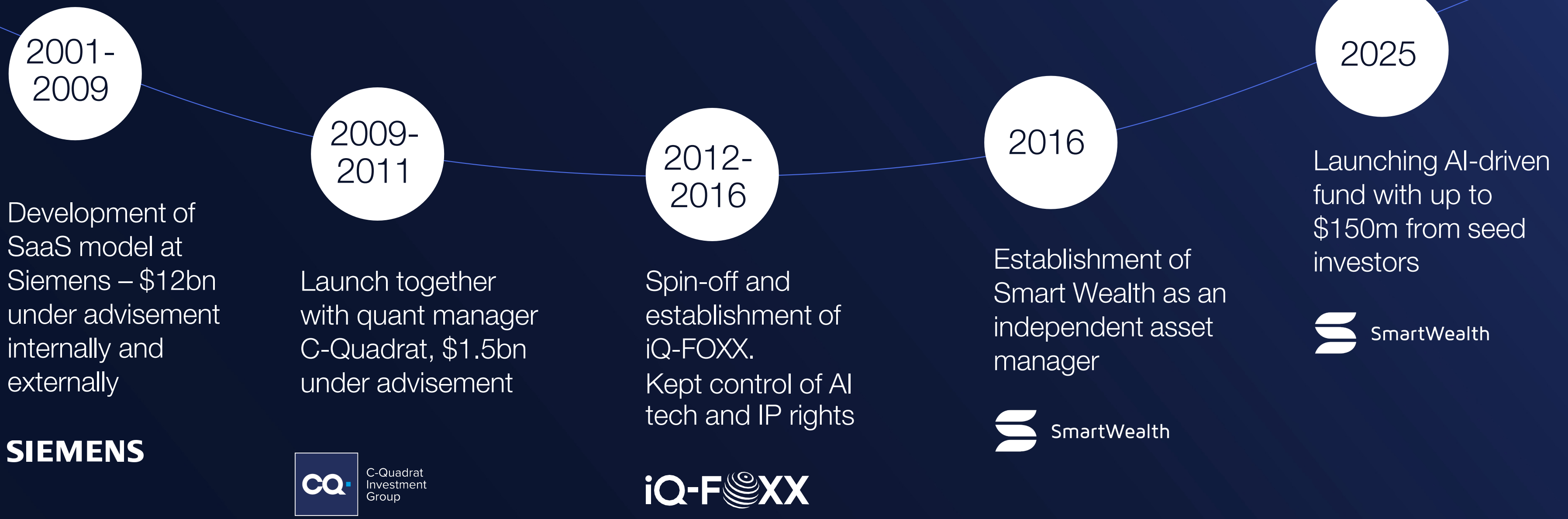
**Live forecasting signals based on same methodology with similar investment strategy and risk budget as Smart Wealth's coming ICAV fund. Historical data from 2004 to 2026. Annualised return. Performance as of May 31st 2026.

***Across all strategies based on live data track record since 2004

**Dr. Miró Mitev**CEO
+25 years**SIEMENS****Martin Velten**COO
+35 years**.Deka****Manuel Ebner**Chairman
+35 years**Bank of America****Roger Bootz**Head of Sales
+25 years**Vanguard****Patrick Stauffer**Fund structuring
+25 years **PICTET**

- More than \$500m assets under management and advisory
- Team of 40 professionals across Europe, Middle East and Asia
- The founder & CEO has dedicated his career to the model
- Products that consistently outperform benchmarks and peers

Our differentiator: time and experience to optimise



Reference cases:



Proprietary AI-based model with live data track-record, that has delivered value for leading clients during cycles for more than 20 years*

Removes human biases from the investment process

Recovers in 60% less time than the composite index after a major crisis**

High risk-adjusted return

*See product history list in Appendix #1

**Across all strategies based on live data track record since 2004

Our AI converts massive raw data into reliable forecasts and efficient portfolios



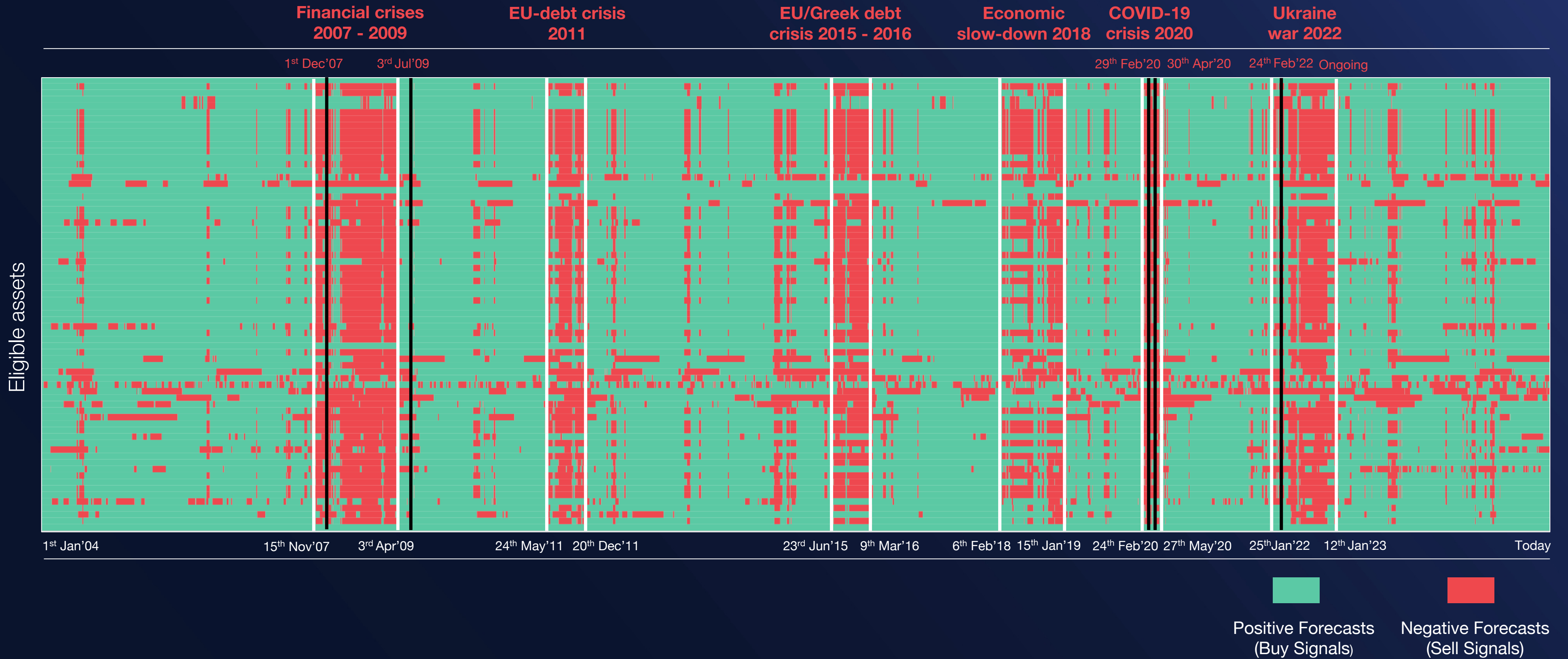
- AI-enabled forecasting models for assets within the investment universe
- Analysis macroeconomic, fundamental and technical factors
- **5,000** optimisation calculations leading to **60,000** parallel operations per second

Fully automated investment process

Navigating market cycles

Live signals across all strategies over 20 years

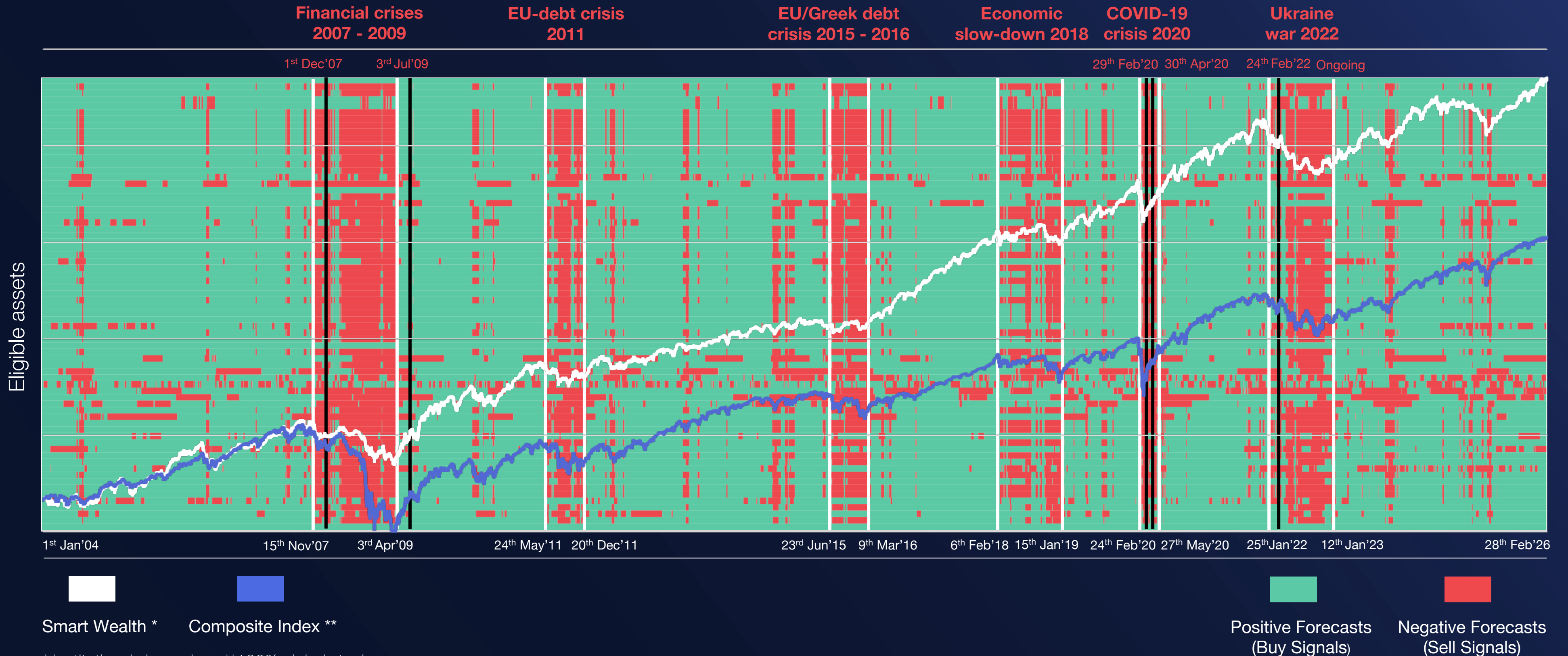
Without human biases, the model can identify warning signals that elude many analysts



Navigating market cycles

Live signals across all strategies over 20 years

Without human biases, the model can identify warning signals that elude many analysts



* Institutional share class. **100% global stocks.

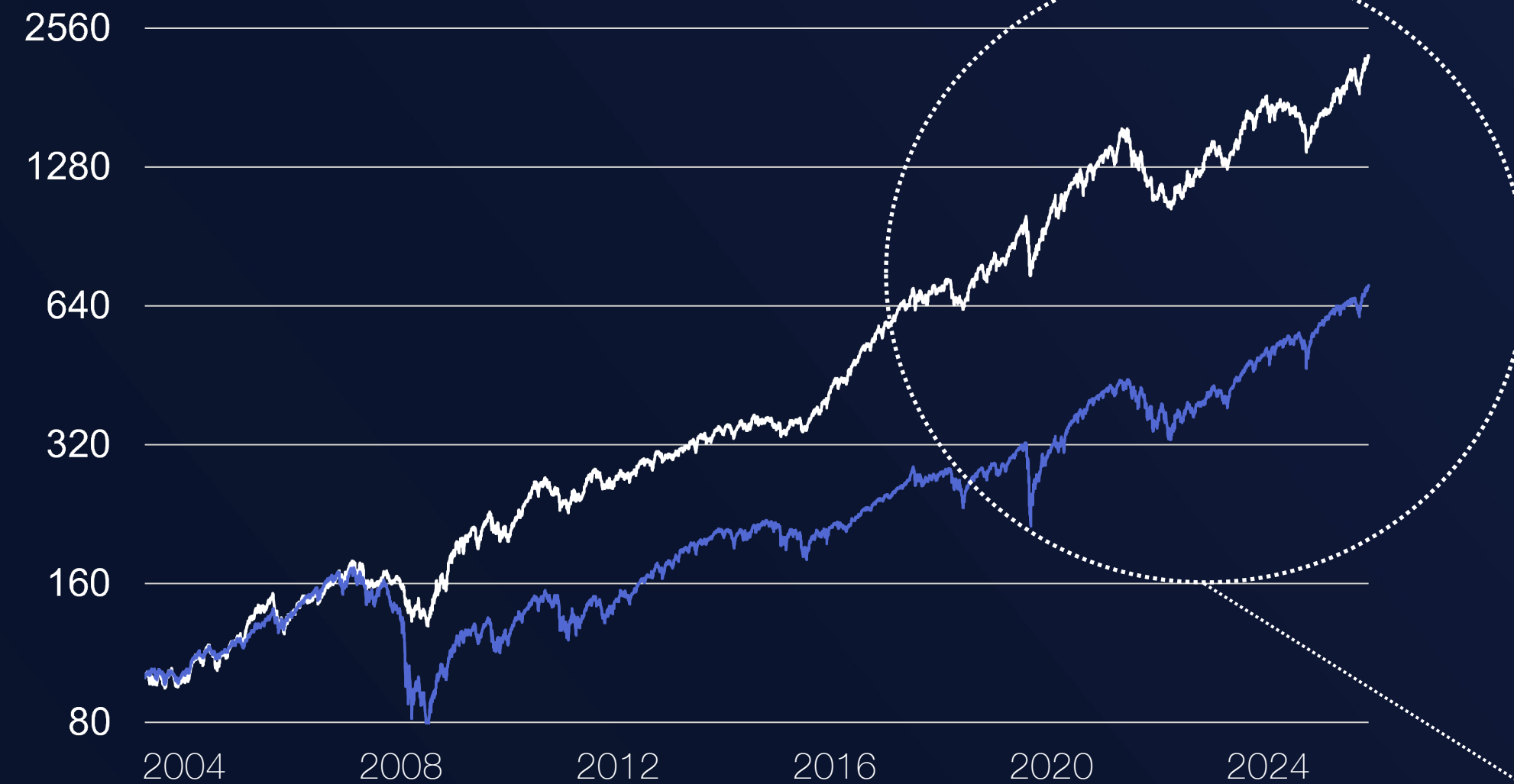
Disclaimer. The actual live track record forecast signals from 2004 onwards provide the basis for the performance calculation. Historic results are no guarantee for future performance.

Source: Smart Wealth, February 28th 2026.

Proven data outperformance across cycles since 2004

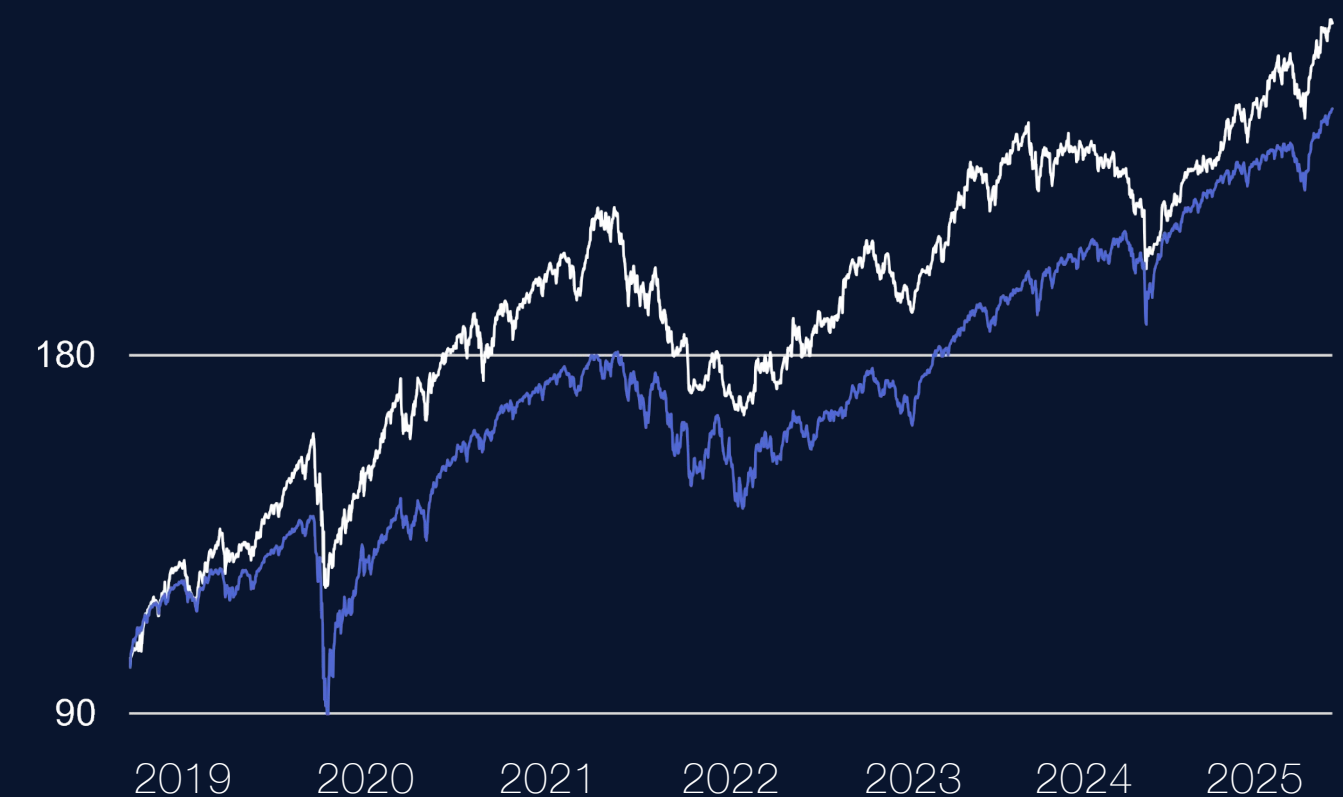
Based on actual AI-generated signals (forecasts) for clients

Log. scale, indexed from 04/1/01



2004-today*
 Smart Wealth**: 14.82% p.a. / 2,115.08% overall
 Index***: 9.14% p.a. / 610.11% overall

Log. scale, indexed from 19/1/01



2019-today*
 Smart Wealth**: 17.69% p.a. / 234.62% overall
 Index***: 15.44% p.a. / 190.00% overall

*Annualised return, Institutional share class. **Dividends of approx. 2% p.a. not included. ***100% global stocks.
 Disclaimer. The actual live track record forecast signals from 2004 onwards provide the basis for the calculated returns.
 Historic results are no guarantee for future performance. Investments may increase or decrease in value.
 Source: Smart Wealth, *as per May 31st 2026.

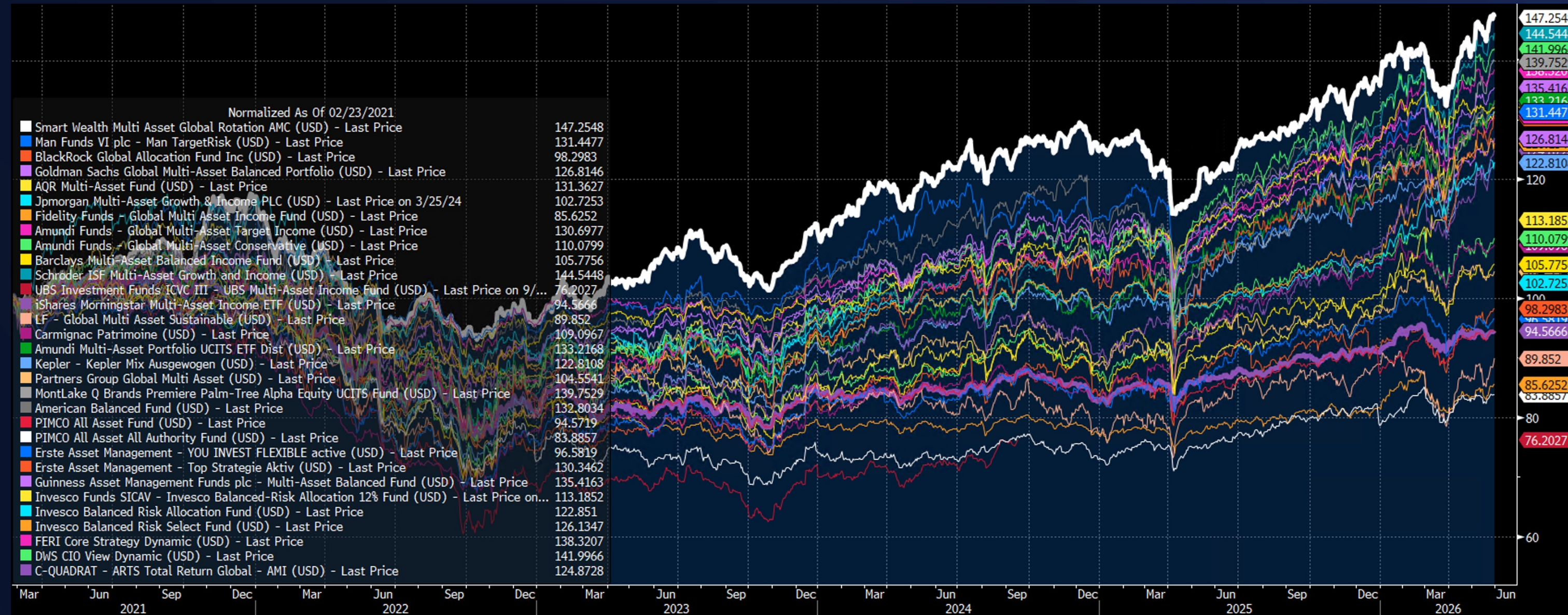
Track record

Monthly Performance

	Jan	Feb	Mar	Apr	May	Jun	Jul	Aug	Sep	Oct	Nov	Dec	Total
2026	6.85%	1.55%	-6.72%	10.25%	5.16%								17.35%
2025	-0.66%	-3.48%	-4.84%	-5.41%	5.55%	7.18%	2.26%	0.80%	4.67%	6.95%	-1.54%	1.90%	12.62%
2024	3.22%	7.66%	2.95%	-5.14%	6.49%	3.92%	-1.51%	-0.22%	1.09%	-2.80%	2.71%	-3.65%	14.76%
2023	7.27%	-0.67%	7.88%	-1.41%	6.26%	5.91%	3.24%	-2.65%	-7.27%	-2.71%	7.27%	6.64%	32.28%
2022	-11.62%	-1.38%	0.92%	-10.76%	-0.42%	-8.03%	4.80%	-4.85%	-4.16%	3.05%	7.21%	-4.64%	-27.63%
2021	-2.32%	2.64%	1.47%	4.87%	1.55%	4.36%	2.30%	2.52%	-6.80%	9.48%	5.57%	0.60%	28.51%
2020	0.48%	-4.26%	-10.42%	7.75%	5.83%	4.70%	8.71%	6.13%	-3.38%	-1.88%	10.61%	4.43%	30.00%
2019	6.18%	4.82%	2.76%	5.19%	-7.21%	9.18%	2.78%	-2.19%	0.85%	5.16%	3.48%	4.86%	41.01%
2018	7.77%	-3.45%	-0.56%	-2.67%	6.04%	-0.40%	1.57%	5.03%	-0.45%	-9.10%	1.11%	-2.54%	1.19%
2017	3.81%	4.48%	2.71%	1.47%	4.74%	-2.39%	5.69%	1.71%	2.69%	5.76%	-0.30%	-0.14%	34.33%
2016	-2.87%	2.26%	5.45%	-0.40%	4.91%	1.04%	6.98%	3.16%	1.41%	-0.93%	4.38%	3.08%	31.94%
2015	-1.29%	6.34%	-3.16%	-0.03%	2.38%	-3.22%	-0.56%	-2.68%	-0.65%	5.54%	0.75%	0.11%	3.05%
2014	-4.08%	6.46%	0.24%	-1.54%	1.90%	3.50%	-2.67%	4.67%	-3.16%	1.37%	3.76%	-2.59%	7.44%
2013	4.95%	-0.35%	1.38%	0.60%	3.03%	-3.38%	1.75%	-1.44%	3.59%	2.06%	1.60%	2.28%	16.99%
2012	6.90%	4.58%	2.84%	-1.74%	-5.85%	2.85%	-2.17%	3.78%	1.27%	-0.88%	1.77%	0.35%	13.86%
2011	4.40%	4.97%	0.02%	3.11%	-2.38%	-4.28%	-1.64%	-3.08%	-4.88%	8.02%	-0.18%	-1.48%	1.73%
2010	-7.38%	4.86%	6.41%	3.17%	-5.31%	-5.49%	4.80%	-5.73%	8.96%	3.45%	1.33%	6.86%	15.06%
2009	-4.80%	-3.46%	4.78%	12.65%	2.72%	0.70%	11.39%	4.14%	3.15%	-3.77%	6.16%	5.97%	45.37%
2008	-7.61%	-0.33%	-0.43%	2.26%	4.61%	-4.72%	1.13%	-0.43%	-4.48%	-7.19%	-3.02%	2.76%	-16.87%
2007	1.53%	0.04%	0.30%	4.71%	3.49%	0.13%	1.10%	2.02%	3.66%	2.90%	-4.36%	1.35%	17.88%
2006	6.96%	-2.34%	3.04%	3.58%	-7.95%	-2.84%	-1.82%	4.11%	1.85%	3.56%	3.97%	-2.14%	9.37%
2005	-3.05%	6.16%	-4.13%	-6.66%	6.73%	-1.30%	7.25%	1.82%	3.04%	-1.57%	7.73%	1.90%	17.95%
2004	-1.07%	-0.12%	2.57%	-4.65%	4.83%	3.50%	-5.98%	-0.85%	1.43%	3.68%	6.12%	4.37%	13.85%

Disclaimer. Net data-based return, Institutional share class. The actual live track record forecast signals from 2004 onwards provide the basis for the calculated returns. Performance as of May 31st 2026. Historic results are no guarantee for future performance. Investments may increase or decrease in value. Source: Smart Wealth

Leading performance among most renown Multi Asset products*



Smart Wealth's listed reference product (Smart Wealth Multi Asset Global Rotation AMC – ISIN: CH0590207988), with target volatility 14%, invests in the same eligible instruments - excluding bonds - as the basis portfolio for the SW Global Equity Plus AI Fund.

*Selection of the most recognized asset managers, chosen by Smart Wealth.
Source: Smart Wealth, Bloomberg

Investment strategy

- Global Equity Portfolio of liquid assets, including blue chip stocks, gold, cash (USD)*
- Target volatility of 16%
- UCITS eligible and Shariah compliant

Jurisdiction and vehicle

- Irish Collective Asset-management Vehicle (ICAV)
- Regulated by the Central Bank of Ireland
- Qualifying Investor Alternative Investment Fund (QIAIF)

Investment criteria

Max weight in single stock	8%
Max weight in gold	8%
Allocation to equities	0% - 92%
Allocation to gold	0% - 8%
Allocation to cash	0% - 100%

*No FX-hedging in other currencies.



- \$2tn AUM
- Europe's largest third party AIF manager
- Reference: BNY Mellon, Morningstar



- \$300bn AUM, \$2.6tn AUA
- World's 4th largest investment advisor
- Reference: CalPERS



- \$17tn AUM
- World's 6th largest custodian
- Reference: ADIA, Yale Uni



- Global Law firm, specialised in asset management



- 400,000 global employees

*AIFM (Alternative Investment Fund Manager)

**ICAV (Irish Collective Asset Management Vehicle), QIAIF (Qualifying Investor Alternative Investment Fund; a CBI regulatory classification)

Source: Smart Wealth, Carne Group, Russell Investments, Northern Trust, Dechert, Deloitte

	I – Institutional USD Class	P – Professional USD Class	Index*
ISIN	IE000PVGGM2	IE000KJ6LK31	na.
Bloomberg	SWGEPAI ID	SWGEPAP ID	na.
Valors	145943414	146011302	na.
WKN	A41AQ0	A41AQ1	na.
Minimum investment ticket	\$1m	\$0.1m	na.
Management & distribution fee p.a.	0.15%	1.15%	na.
Performance fee	20%	20%	na.
Hurdle rate p.a. with high water mark	3%****	3%****	na.
Liquidity	Daily	Daily	na.
Net data-based return p.a.	14.82%	13.86%	9.14%
Volatility p.a.	16.39%	16.40%	16.02%
Sharpe ratio	0.90	0.85	0.57
Sortino ratio	1.22	1.14	0.69

*100% global stocks ** without catch-up

Disclaimer. The actual live track record forecast signals from 2004 onwards provide the basis for the calculated returns. Annualised return. Performance as of May 31st 2026.

Historic results are no guarantee for future performance. Investments may increase or decrease in value.

Source: Smart Wealth

Main Risk Factors

The strategy of the Sub-Fund, even if implemented according to design, may not produce the performance results anticipated by the Investment Manager. Accordingly, there can be no assurance that the Sub-Fund will achieve its investment objective. An investment in the Sub-Fund is speculative and involves a degree of risk. Accordingly prospective investors should consider the following risk factors which may not be a complete explanation of all risk factors associated with an investment in the Sub-Fund:

Equity Securities Risk: This Equity securities are those securities issued by a corporation or other entity that entitle the holder to a pro rata share of the profits of the corporation. Equity securities of an issuer in the Sub-Fund's portfolio may decline in price if the issuer fails to make anticipated dividend payments because, among other reasons, the issuer of the security experiences a decline in its financial condition. Equity investments are subject to greater fluctuations in market value than other asset classes as a result of such factors as a company's business performance, investor perceptions, stock market trends and general economic conditions. A Sub-Fund's NAV may be correspondingly impacted.

Common Stocks: The value of a company's common stock may fall as a result of factors directly relating to that company, such as decisions made by its management or decreased demand for the company's products or services. A stock's value may also decline because of factors affecting not just the company, but also companies in the same industry or sector. The price of a company's stock may also be affected by changes in financial markets that are relatively unrelated to the company, such as changes in interest rates, exchange rates or industry regulation. Companies that pay dividends on their common stock generally only do so after they invest in their own business and make required payments to bondholders and on other debt and preferred stock. Therefore, the value of a company's common stock will usually be more volatile than its bonds, other debt and preferred stock.

Large Capitalization Companies: The value of investments in larger companies may not rise as much as smaller companies. Larger companies may be unable to respond quickly to competitive challenges, such as changes in technology and consumer tastes.

Investment in ETC Risk: Through its investments in ETCs, the Sub-Fund is exposed to not only to the risks of the underlying ETC' investments but also to certain additional risks. Assets invested in other ETCs incur a layering of expenses, including operating costs, advisory fees and administrative fees that Shareholders in the Sub-Fund indirectly bear. Such fees and expenses may exceed the fees and expenses the Sub-Fund would have incurred if it invested in the underlying fund's assets directly. To the extent that the expense ratio of an underlying ETC changes, the weighted average operating expenses borne by the Sub-Fund may increase or decrease. The Sub-Fund might be forced to withdraw its investment from the ETC at a time that is unfavourable to the Sub-Fund.

Main Risk Factors

Limitations of Mathematical Models (including AI Technology): The investment strategy is based on research into historical data and the application of that research to the development of mathematical models that attempt to forecast returns, risk, correlation and transaction costs and that attempt to identify and exploit market trends. Mathematical models are representations of reality but they may be incomplete and/or flawed and there is an inherent risk that any forecasts derived from them may be inaccurate, particularly if the research or models are based on, or incorporate, inaccurate assumptions or data. Assumptions or data may be inaccurate from the outset or may become inaccurate as a result of many factors such as changes in market structure, increased government intervention in markets or growth in assets managed in accordance with similar investment strategies. In particular, such factors may make the investment strategy less effective because they may lessen the prospect of identified trends occurring or continuing in the future. As a result of the above, the investment strategy may not generate profitable trading signals and the Sub-Fund and consequently the ICAV may suffer loss. In addition, some of the models used by the Investment Advisor are predictive in nature. The use of predictive models has inherent risks. For example, such models may incorrectly forecast future behaviour, leading to potential losses on a cash flow and/or a mark-to-market basis. In addition, in unforeseen or certain low-probability scenarios (often involving a market disruption of some kind), such models may produce unexpected results, which can result in losses for the Sub-Fund and consequently the ICAV. Furthermore, because predictive models are usually constructed based on historical data supplied by third parties, the success of relying on such models may depend heavily on the accuracy and reliability of the supplied historical data. Risk of Programming and Modelling Errors - The research and modelling process engaged in by the Investment Advisor is extremely complex and involves financial, economic, econometric and statistical theories, research and modelling; the results of that process must then be translated into computer code. Although the Investment Advisor seeks to hire individuals skilled in each of these functions and to provide appropriate levels of oversight, the complexity of the individual tasks, the difficulty of integrating such tasks, and the limited ability to perform "real world" testing of the end product raises the chances that the finished model may contain errors; one or more of such errors could adversely affect the Sub-Fund's performance and likely would not constitute a trade error under the Investment Manager's policies.

Shariah-Compliant Investment Risk:

The Investment Manager will undertake the investment activities of the Sub-Fund in accordance with the Shariah Guidelines. As a consequence, this may mean that the performance of the Sub-Fund may possibly be lower than other investment funds that do not seek to strictly adhere to the relevant Islamic investment criteria.

The Shariah Guidelines may require, in certain circumstances, for the Sub-Fund to dispose of certain investments and also may prohibit investment into well-performing securities due to non-compliance with the Shariah Guidelines. These requirements necessarily limit the investment opportunity set available to the Sub-Fund as compared to other investment funds that do not adhere to Shariah. In addition, the requirement to "purify" cash holdings or dividend income in accordance with Shariah will likely result in payments being made by the Sub-Fund to charities that have been approved by the Shariah Advisor. To the extent such payments are made, the return to investors will be reduced by the amount of such payments, adversely affecting the Sub-Fund's performance compared to funds with a similar investment objective that do not have to make such payments.

Although the ICAV fully intends to observe the Shariah Guidelines at all times, no such assurance can be given, as there may be occasions when an investment by the Sub-Fund may become non-compliant with Shariah as a result of factors that are outside the control of the ICAV.

Fund in brief

- Diversified portfolio of liquid assets
- Executed by proven AI model
- Strong risk-adjusted return

Target net return institutional share class p.a.

13%

Smart Wealth track record

- Pioneer of AI-based investment products
- 20-year live data track record
- Products that consistently perform

Target net return professional share class p.a.

12%

Key features

- Quality collaboration partners
- Daily liquidity
- Live reporting portal by Northern Trust

Target volatility p.a.

16%



Roger Bootz

Head of Sales

Direct: +41 43 501 34 81

Mobile: +41 79 706 55 91

Email: roger.bootz@smartwealth.ch



Manuel Ebner

Chairman

Direct: +41 43 501 34 84

Mobile: +41 79 915 04 01

Email: manuel.ebner@smartwealth.ch



Dr. Miró Mitev

CEO

Direct: +41 43 549 55 84

Mobile: +41 78 223 47 37

Email: miro.mitev@smartwealth.ch



Mathias Walti

Senior Relationship Manager

Direct: +41 43 549 55 85

Mobile: +41 79 817 22 78

Email: mathias.walti@smartwealth.ch



Roger Bootz

Head of Sales

Direct: +41 43 501 34 81

Mobile: +41 79 706 55 91

Email: roger.bootz@smartwealth.ch



Martin Velten

COO

Direct: +41 43 54 95 586

Mobile: +41 78 777 47 37

Mobile: +49 173 78 65 541

Email: martin.velten@smartwealth.ch

Questions

Disclaimer



Scope of this Disclaimer. This disclaimer applies to the entire content of this presentation and any supplemental material that has been distributed with it. It represents the sole opinion of Smart Wealth Asset Management AG (hereinafter referred to as "Smart Wealth") and does not represent the opinion of any other legal entity mentioned in it. Furthermore, this disclaimer covers any statement made by all persons and legal entities involved in the presentation.

Confidentiality. This presentation is provided on a strictly confidential basis for informational purposes only. The presentation is confidential to the recipient and must not be reproduced or distributed to any other person without the prior written consent of Smart Wealth Asset Management AG (hereinafter referred to as "Smart Wealth").

Access Subject to Local Restrictions. This presentation and all information (including in respect of any product or service) contained within it are not directed at or intended for use by any person resident or located in any jurisdiction where (1) the distribution/provision of such information, product or service is contrary to the laws of such jurisdiction or (2) the distribution/provision of such information or product, or service is prohibited without obtaining the necessary licenses or authorizations by Smart Wealth and such licenses or authorizations have not been obtained.

No Offer. The information contained in this presentation is for marketing and informational purposes only and should not form the basis of an investment decision. For the sake of clarity, no information contained in this presentation constitutes a solicitation, an offer, or a recommendation to buy or sell any investment instruments, to effect any transactions, or to conclude any legal act of any kind whatsoever.

This presentation does not take into account the financial position or particular needs or investment objectives of any individual or entity, does not intend to provide investment, legal or tax advice through this presentation and does not represent that any products or services discussed are suitable for any existing or potential investor. When making a decision about investing with Smart Wealth, you should seek the advice of your tax, legal, accounting or other advisors.

Forward Looking Statements. This presentation may contain statements that constitute "forward-looking statements". While these forward-looking statements may represent Smart Wealth's judgment and future expectations, a number of risks, uncertainties and other important factors could cause actual developments and results to differ materially from Smart Wealth's expectations. An investment with Smart Wealth may entail a high degree of risk, including the possible loss of a substantial part, or even the entire amount, of such investment. Investment with Smart Wealth requires the financial ability and willingness to accept the high risks of the investment.

No Warranty. Past Performance is not necessarily indicative of future results. The information and materials contained in this presentation are provided "as is" and "as available Smart Wealth makes no representations or warranties of any kind, either express or implied, with respect to the accuracy or completeness of this presentation and nothing contained herein shall be relied upon as a promise or representation whether as to past or future performance. There can be no assurance that Smart Wealth will achieve comparable result or that Smart Wealth will be able to implement its investment strategy or achieve its investment objectives. Smart Wealth is under no obligation to (and expressly disclaims any such obligation to) update or alter its forward-looking statements whether as a result of new information, future events, or otherwise.

No Liability. To the fullest extent permitted by law, in no event shall Smart Wealth or any of its directors, employees or agents have any liability whatsoever to any person for any direct, indirect or consequential loss, liability, cost, claim, expense or damage of any kind, whether in contract or in tort, including negligence, or otherwise, arising out of or related to the use of all or part of this presentation, even if Smart Wealth has been advised of the possibility of the same.

Intellectual Property Rights. Smart Wealth or the involved third-party owners, retains all right, title and interest (including copyrights, trademarks, patents, as well as any other intellectual property or other right) in all information and content (including all text, data, graphics and logos) in this presentation. Individual pages and/or sections in this presentation may be printed for personal or internal use only, and provided that such print outs retain all applicable copyright or other proprietary notices. The material is freely usable for information purposes only and requires express mention of Smart Wealth in the event the material or any part thereof is reproduced in any form, written or electronic. All recipients/addressees of this presentation are prohibited to, without limitation, modify, copy, transmit, distribute, display, perform, reproduce, publish, license, frame, create derivative works from, transfer or otherwise use for any reason whatsoever in whole or in part any information, text, graphics, images, directories, databases, listings obtained from this presentation without the prior written consent of Smart Wealth. Smart Wealth and its corporate symbol are among the registered and unregistered trademarks of Smart Wealth. Other marks may be trademarks of their respective owners. Except as noted above, you may not use any trademarks of Smart Wealth for any purpose without the prior written consent of Smart Wealth.

Registered office/place of residence in the USA. In particular, the information on this presentation is not intended for individuals or companies having their registered office/place of residence in the USA, who possess the nationality of the USA or who can access this presentation from within the USA.

Not authorized for public distribution. The investment products of Smart Wealth are not authorized for public distribution in all countries. The information contained in this presentation is not intended for particular groups of individuals but is addressed to readers who are interested in the investment products of Smart Wealth at large. The investment products of Smart Wealth are not licensed to be publicly distributed in all countries. Information on investment products, particularly ICAV AIF, is therefore not intended for individuals which are subject to a system of laws which forbids the dissemination of such information or makes it conditional on Smart Wealth and/or the investment product obtaining a license or authorization.

Not registered pursuant to the United States. In particular, the investment products of Smart Wealth are not registered pursuant to the United States Investment Company Act of 1940 and the related securities are not registered pursuant to the United States Securities Act of 1933 (the "Law"). The investment products of Smart Wealth are not offered, sold or delivered in the USA or to US individuals (as defined in Regulation S of the Law). The information on this presentation constitutes neither an offer nor a solicitation in the USA or to US citizens to invest in investment products of Smart Wealth.

SWGGlobalEquityPlusAI@smartwealth.ch

www.smartwealth.ch

©Smart Wealth Asset Management AG, 2016 – 2026, All rights reserved.

Disclaimer



Pasmc AB is not authorised to provide investment services or market alternative investment funds. All fund marketing materials have been provided by Carne Global Financial Services (Europe) – Empresa de Investimento, S.A. Pasmc AB receive AUM-based remuneration from the investment advisor, and principals of Pasmc AB are seed share class investors in the SW ICAV.

Austria, Liechtenstein, Norway, Sweden, Finland, Denmark: The English version of the prospectus can be obtained, free of charge, on the internet at www.fundinfo.com.

Germany: The legal documents in English can be obtained, free of charge, on the internet at www.fundinfo.com.

Switzerland: Carne Global Fund Managers (Switzerland) Ltd with registered office at Gartenstrasse 25, 8002 Zurich, Switzerland is appointed as Swiss Representative of the fund. Banca Credinvest SA, Zweigniederlassung Zürich, with registered office at Talacker 25, 8001 Zurich, Switzerland, is appointed as Swiss Paying Agent. The Swiss Consolidated Prospectus can be obtained, free of charge, on the internet at www.fundinfo.com.

SWMultiAssetAIFlagship@smartwealth.ch

www.smartwealth.ch

©Smart Wealth Asset Management AG, 2016 – 2026, All rights reserved.