

# PZENA EMERGING MARKETS SELECT VALUE FUND - A USD SHARES

A Sub-fund of Pzena Value Funds, PLC, an Irish Authorised UCITS Fund

As of May 29 2026  
For Professional Investors Only  
Marketing Communication

## FUND OBJECTIVE

The investment objective of the Fund is to achieve long-term growth of capital through investments in equity securities of Emerging Market Companies. Income is not a principal objective and it is not anticipated that the Fund will issue dividends.

## FUND INFORMATION

Investment Manager	Pzena Investment Management
Fund Launch Date	20-Dec-2021
Share Class Launch Date	20-Dec-2021
Benchmark	MSCI Emerging Markets Index - Net
Fund Currency	USD
Share Class Currency	USD
Domicile	IE
Asset Class	Equity
Distribution Type	Accumulating
Ongoing Charges	0.90%
Annual Management Charge	0.70%
Other Expenses	0.20%
Total Fund Size	\$ 78,771,217
Share Class Size	\$ 32,080,372
Dealing/Cut Off Time	Daily / 3pm Dublin time
Fund Structure	UCITS
ISIN	IE000U8IBWC7
Sedol	BPK3MB8
Bloomberg Ticker	PZMSVAU ID
WKN	A3C838
SFDR Disclosure Category	Article 8

## PORTFOLIO MANAGERS



**Rakesh Bordia**  
Principal, Portfolio Manager  
Start at Pzena : 2007  
Start in Industry : 1998



**Caroline Cai**  
Managing Principal, Portfolio Manager  
Start at Pzena : 2004  
Start in Industry : 1996



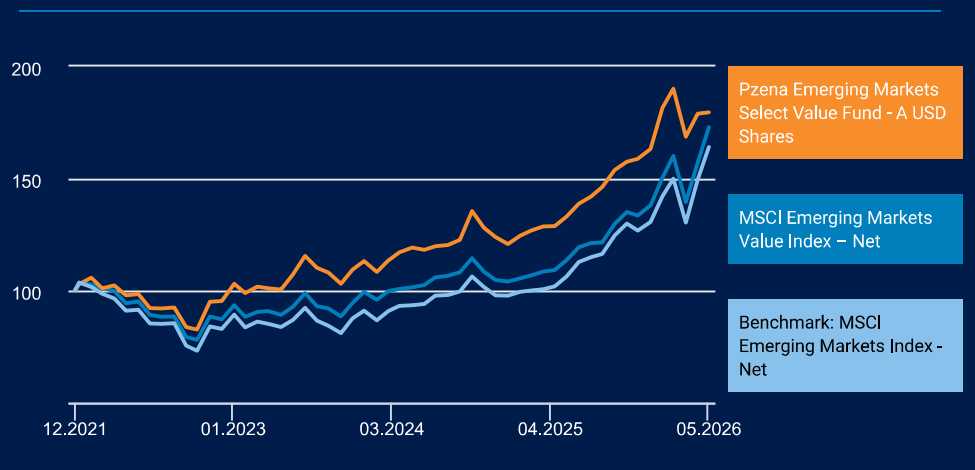
**Allison Fisch**  
Managing Principal, President & Portfolio Manager  
Start at Pzena : 2001  
Start in Industry : 1999



**Akhil Subramanian**  
Principal, Portfolio Manager  
Start at Pzena : 2017  
Start in Industry : 2008

## PERFORMANCE

Illustrative Cumulative Returns



## RISK REWARD PROFILE (SRI)



The summary risk indicator (SRI) is a guide to the level of risk of this product compared to others. It shows how likely it is that the product will lose money because of movements in the markets. The indicator is based on a scale of 1 (lower risk, typically lower reward) to 7 (higher risk, typically higher reward). The lowest category does not mean risk free. The risk category of the Fund is not guaranteed and may change over time. Historical data and the methodology used may not fully reflect all potential future risks. The risk indicator assumes you keep the product for 5 years. The actual risk can vary significantly if you cash in at an early stage and you might get back less. For more information on the risks associated with this Fund, please consult the "Risk Factors" section of the Fund's prospectus.

## FUND PERFORMANCE

Performance	Annualized							
	MTD	3M	YTD	1YR	3YR	5YR	10YR	SL
Pzena Emerging Markets Select Value Fund - A USD Shares	0.4%	-5.5%	10.0%	35.0%	21.4%	-	-	14.1%
Benchmark: MSCI Emerging Markets Index - Net	9.7%	9.4%	25.6%	54.3%	25.2%	-	-	11.8%
MSCI Emerging Markets Value Index - Net	10.2%	8.1%	25.4%	52.3%	24.7%	-	-	13.1%

Performance	2016	2017	2018	2019	2020	2021	2022	2023	2024	2025
Pzena Emerging Markets Select Value Fund - A USD Shares	-	-	-	-	-	-	-7.4%	18.8%	6.7%	35.2%
Benchmark: MSCI Emerging Markets Index - Net	-	-	-	-	-	-	-20.1%	9.8%	7.5%	33.6%
MSCI Emerging Markets Value Index - Net	-	-	-	-	-	-	-15.8%	14.2%	4.5%	32.7%

Past performance is not indicative of future results. Returns could be reduced, or losses incurred, due to currency fluctuations. Fund performance is net of all fees, please see Disclosure section for more information.

# PZENA EMERGING MARKETS SELECT VALUE FUND - A USD SHARES

A Sub-fund of Pzena Value Funds, PLC, an Irish Authorised UCITS Fund

As of May 29 2026

For Professional Investors Only  
Marketing Communication

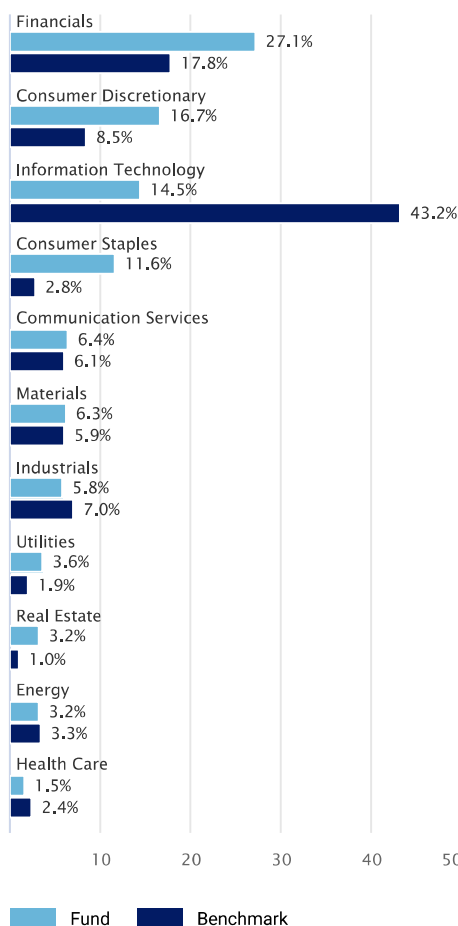
## TOP 10 HOLDINGS

TAIWAN SEMICONDUCTOR MANUFACTURING CO. LTD.	4.4%
TENCENT HOLDINGS LTD.	3.4%
ALIBABA GROUP HOLDING LIMITED	3.4%
AMBEV SA	3.1%
COGNIZANT TECHNOLOGY SOLUTIONS CORPORATION CLASS A	2.9%
SAMSUNG ELECTRONICS CO LTD PFD NON-VOTING	2.9%
SHENZHOU INTERNATIONAL GROUP HOLDINGS LIMITED	2.6%
WH GROUP LTD. (HK)	2.5%
COMPANHIA ENERGETICA DE MINAS GERAIS SA PFD	2.5%
CHINA OVERSEAS LAND & INVESTMENT LIMITED	2.5%
<b>Total</b>	<b>30.2%</b>

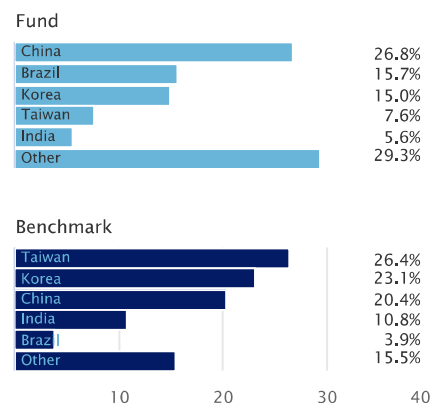
## PORTFOLIO CHARACTERISTICS

	Fund	Benchmark
Price / Earnings (1-Year Forecast)	10.1	12.9
Price / Book	1.3	2.6
Dividend Yield	4.1	1.9
Median Market Cap (\$M)	17,339	11,011
Weighted Average Market Cap (\$M)	197,328	520,402
Active Share	81.3	0.0
Number of Stocks	55	1,201

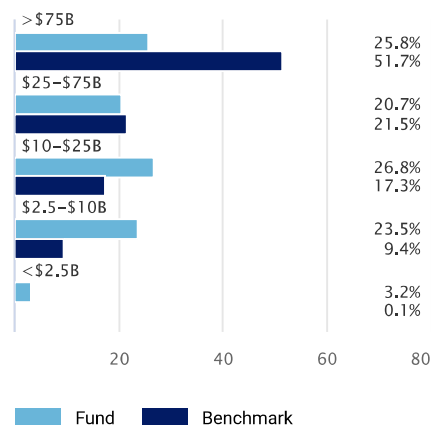
## SECTOR BREAKDOWN



## COUNTRY BREAKDOWN



## MARKET CAP BREAKDOWN



## STRATEGY

The Information displayed above reflects the underlying holdings of the Fund. Investors will acquire shares in the Fund. Investors do not acquire any holding in, or rights to, the underlying assets. The goal of the Pzena Emerging Markets Select Value Fund is to achieve long term alpha generation. Pzena actively manages the Fund and to this end, Pzena employs a classic value investment philosophy, seeking to own good businesses at low prices. The investment team at Pzena focuses on companies that are underperforming their historically demonstrated earnings power. Intensive fundamental research is applied to these companies in an effort to determine whether the problems that caused the earnings shortfall are temporary or permanent. After the research process is complete and the company meets all the investment criteria, the Fund's portfolio managers may agree to add the name to the portfolio; their decision must be unanimous. Our sell discipline is guided by the same ranking system that informs stock purchases. We continuously monitor every position's valuation rank (based upon the company's current stock price relative to normalized earnings) within its investment universe. Generally we sell a stock once it reaches the midpoint of its investment universe; however, we may hold a security below this point in order to maintain a desired level of diversification.

## ABOUT PZENA

Pzena Investment Management, LLC, a New York-based, independent, registered investment manager, began managing assets in 1996.

From the beginning we have followed a classic value investment style built on a foundation of intensive fundamental research and a disciplined, repeatable investment process.

Pzena manages U.S. and global equities for a substantial and diversified client base that includes pension plans, endowments, foundations, financial intermediaries and high-net-worth individuals.

## CONTACT US

**Pzena Investment Management, Ltd.**  
34-37 Liverpool Street  
London EC2M 7PP  
Phone +44 (0) 20 3959 2375

**Pzena Investment Management Europe, Ltd.**  
Fitzwilliam Hall, Fitzwilliam Place,  
Dublin 2 D02 T292  
Phone +353 (1) 963 3384

# PZENA EMERGING MARKETS SELECT VALUE FUND - A USD SHARES

A Sub-fund of Pzena Value Funds, PLC, an Irish Authorised UCITS Fund

**As of May 29 2026**  
For Professional Investors Only  
Marketing Communication

## DISCLOSURE

Pzena Investment Management, LLC, the investment manager of the fund, is located at 320 Park Avenue, 8th Floor, New York, NY 10022 and is a registered investment adviser registered with the United States Securities and Exchange Commission.

Past performance is not indicative of future results. The value of your investment may go down as well as up, and you may not receive upon redemption the full amount of your original investment. Investments may be in a variety of currencies and therefore changes in rates of exchange between currencies may cause the value of investments to decrease or increase.

All investments involve risk, including loss of principal. Investments may be in a variety of currencies and therefore changes in rates of exchange between currencies may cause the value of investments to decrease or increase. The price of equity securities may rise or fall because of economic or political changes or changes in a company's financial condition, sometimes rapidly or unpredictably. Investments in foreign securities involve political, economic and currency risks, greater volatility and differences in accounting methods. These risks are greater for investments in Emerging Markets. PIM's strategies emphasize a "value" style of investing, which targets undervalued companies with characteristics for improved valuations. This style of investing is subject to the risk that the valuations never improve or that returns on "value" securities may not move in tandem with the returns on other styles of investing or the stock market in general.

This document should be read in conjunction with its prospectus and the relevant Key Investor Document(s) depending on your jurisdiction, either the PRIIPS Key Investor Document or UCITS Key Investor Information Document (the "KID(s)"). All transactions should be based on the latest available prospectus and KID which contains more information regarding the charges, expenses, where the funds are authorised for sale and risks involved in your investment.

Further detailed information regarding the Fund, including Prospectus, Supplements, KIDs and latest annual reports is available free of charge at [www.pzena.com](http://www.pzena.com).

For relevant regulatory and sustainability disclosures and policies, and details on Investor rights, please go to <https://www.pzena.com/regulatory-disclosures>.

Pzena Investment Management Europe LTD, the appointed fund manager, is authorized and regulated as a management company by the Central Bank of Ireland under the UCITS Regulations and is located at Fitzwilliam Hall, Fitzwilliam Place, Dublin 2, D02 T292, Ireland.

Fund returns are benchmarked to the MSCI Emerging Markets Index – Net (the "Benchmark"). The Benchmark is used for comparative purposes only. The MSCI Emerging Markets Index - Net is a free float-adjusted market capitalization index that is designed to measure equity performance of emerging markets. The Benchmark cannot be invested in directly. The performance of the Benchmark reflects the reinvestment of dividends net of withholding tax rates. The Fund's performance reflects the deduction of all Fund fees and expenses and reflects reinvested dividends (different share classes may vary). The Fund is significantly more concentrated in its holdings and has different sector and regional weights than the Benchmark. Accordingly, the performance of the Fund will be different from, and at times more volatile, than that of the Benchmark.

The Global Industry Classification Standard ("GICS") was developed by and is the exclusive property and a service mark of MSCI Inc. ("MSCI") and Standard & Poor's, a division of S&P Global Inc. ("S&P").

The MSCI information may only be used for your internal use, may not be reproduced or disseminated in any form and may not be used as a basis for or a component of any financial instruments or products or indices. None of the MSCI information is

intended to constitute investment advice or a recommendation to make (or refrain from making) any kind of investment decision and may not be relied on as such. Historical data and analysis should not be taken as an indication or guarantee of any future performance analysis, forecast or prediction. The MSCI information is provided on an "as is" basis and the user of this information assumes the entire risk of any use made of this information. MSCI, each of its affiliates and each other person involved in or related to compiling, computing or creating any MSCI information (collectively, the MSCI Parties) expressly disclaims all warranties (including, without limitation, any warranties of originality, accuracy, completeness, timeliness, non-infringement, merchantability and fitness for a particular purpose) with respect to this information. Without limiting any of the foregoing, in no event shall any MSCI party have any liability for any direct, indirect, special, incidental, punitive, consequential (including, without limitation, lost profits) or any other damages.

**For EU Investors:** This marketing communication is issued by Pzena Investment Management Europe Limited ("PIM Europe"). PIM Europe (No. C457984) is authorised and regulated by the Central Bank of Ireland as a UCITS management company (pursuant to the European Communities (Undertakings for Collective Investment in Transferable Securities) Regulations, 2011, as amended). PIM Europe is registered in Ireland with the Companies Registration Office (No. 699811), with its registered office at Riverside One, Sir John Rogerson's Quay, Dublin, 2, Ireland.

**For UK Investors:** This marketing communication is issued by Pzena Investment Management, Limited ("PIM UK"). PIM UK is a limited company registered in England and Wales with registered number 09380422, and its registered office is at 34-37 Liverpool Street, London EC2M 7PP, United Kingdom. PIM UK is an appointed representative of Vittoria & Partners LLP (FRN 709710), which is authorized and regulated by the Financial Conduct Authority ("FCA"). The Pzena documents have been approved by Vittoria & Partners LLP and, in the UK, are only made available to professional clients and eligible counterparties as defined by the FCA.

**For Jersey Investors:** Consent under the Control of Borrowing (Jersey) Order 1958 (the "COBO Order") has not been obtained for the circulation of this document. Accordingly, the offer that is the subject of this document may only be made in Jersey where the offer is valid in the United Kingdom or Guernsey and is circulated in Jersey only to persons similar to those to whom, and in a manner similar to that in which, it is for the time being circulated in the United Kingdom or Guernsey as the case may be. The Directors may, but are not obliged to, apply for such consent in the future. The services and/or products discussed herein are only suitable for sophisticated investors who understand the risks involved. Neither Pzena Investment Management, Ltd. nor Pzena Investment Management, LLC nor the activities of any functionary with regard to either Pzena Investment Management, Ltd. or Pzena Investment Management, LLC are subject to the provisions of the Financial Services (Jersey) Law 1998.

**For Swiss investors:** This is an advertising document. The state of the origin of the fund is Ireland. In Switzerland, the representative is Acolin Fund Services AG, Thurgauerstrasse 36/38, CH-8050 Zurich, whilst the paying agent is Banque Cantonale Vaudoise, Place St-François 14, CH-1003 Lausanne. The prospectus, the key information documents, the fund regulation, or the articles of association as well as the annual and semi-annual reports may be obtained free of charge from the representative. Past performance is no indication of current or future performance. The performance data do not take account of the commissions and costs incurred on the issue and redemption of units.

All information is supplied by FundConnect. Neither FundConnect nor Pzena Investment Management assume any liability for investment decisions based on this information. The information on this material is for informational purposes only and is neither an offer or solicitation to buy or sell securities.

© Pzena Investment Management, LLC, 2026. All rights reserved.