

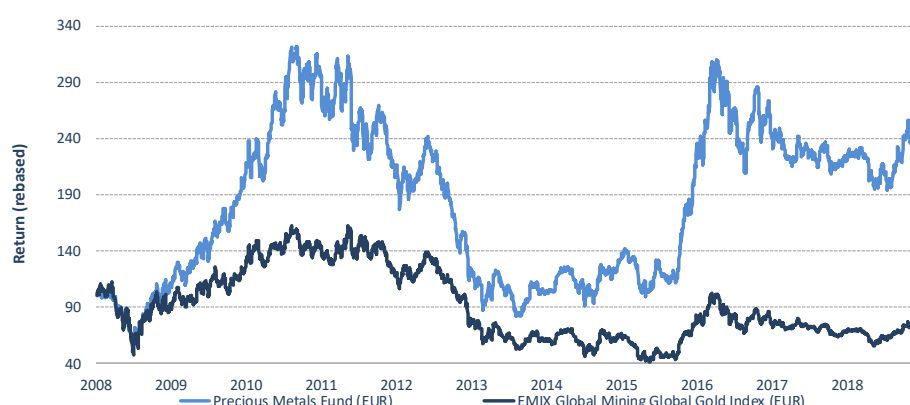
#### FUND OBJECTIVE

The Sub-Fund's investment objective is to achieve capital growth over the long-term from a portfolio consisting primarily of listed gold and precious metals equities.

#### PERFORMANCE

BAKERSTEEL Precious Metals Fund fell -0.2% during the month, compared with the EMIX Global Mining Global Gold Index which rose +2.3% (in Euro terms).

#### PERFORMANCE SINCE INCEPTION<sup>†</sup>



Source: Bloomberg. Note: prior to 19 February 2015 the Investment Manager was 1832 Asset Management

<sup>†</sup>Based on the I2 EUR class

#### PERFORMANCE

	1 Month	3 Month	YTD	CAGR <sup>†</sup>	Volatility <sup>†</sup>
I2 EUR Class	-0.2%	+13.3%	+13.3%	+8.7%	31.4%
Gold Equities (€)	+2.3%	+10.6%	+10.6%	-2.4%	33.4%
Gold (€)	-1.1%	+3.0%	+3.0%	+6.9%	17.4%

<sup>†</sup> I2 EUR class inception date 5 May 2008

All data in Euro terms. Returns are reported net of fees. Fund performance is based on the last available valuation date at month end.

#### FUND FACTS

Domicile:	Luxembourg
Fund Type:	UCITS Part I sub-fund
Launch Date:	5 May 2008 (managed by Baker Steel since 19 February 2015)
Sector:	Precious Metals Equity
Investment Manager:	Baker Steel Capital Managers LLP
Auditor:	PricewaterhouseCoopers
Business Year End:	31 December
Administrator/Custodian/Transfer Agent and Registrar:	DZ PRIVATBANK S.A. 4, rue Thomas Edison L-1445 Luxembourg-Strassen

#### FUND UMBRELLA

##### BAKERSTEEL® GLOBAL FUNDS SICAV

BAKERSTEEL GLOBAL FUNDS SICAV is a Luxembourg registered SICAV hosting UCITS compliant sub-funds in the precious metals and natural resources sector.

#### INVESTMENT MANAGER

##### Baker Steel Capital Managers LLP

Baker Steel has extensive experience in the management of funds, investing in the natural resources, gold and precious metals sectors. Our investment team benefits from strong technical backgrounds in mining, geology and engineering. Their in-depth understanding of these sectors, combined with their investment expertise, has generated an impressive investment track record. Our fund management team makes regular research trips globally in order to identify investment opportunities with attractive prospects and fundamental value. Baker Steel was founded in 2001 and has offices in London and Sydney.

Client Services and Fund Management

Baker Steel Capital Managers LLP

34 Dover Street

London W1S 4NG

United Kingdom

T: +44(0)20 7389 0009

F: +44(0)20 7389 8222

[www.bakersteelglobalfunds.com](http://www.bakersteelglobalfunds.com)

[BSPM@bakersteelcap.com](mailto:BSPM@bakersteelcap.com)

#### MANAGEMENT COMPANY

##### IPConcept (Luxembourg) SA

IPConcept (Luxembourg) S.A. was set up by DZ PRIVATBANK S.A. in 2001 as a 100% subsidiary.

IPConcept (Luxembourg) SA

4, rue Thomas Edison

L-1445 Luxembourg-Strassen

T : +352 260248-1

F : +352 260248-3602

[www.ipconcept.com](http://www.ipconcept.com)

[info.lu@ipconcept.com](mailto:info.lu@ipconcept.com)



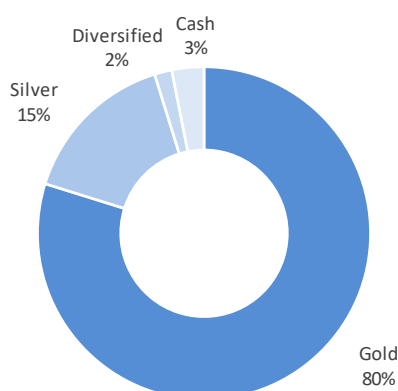
### PORTFOLIO ANALYSIS

29 MARCH 2019

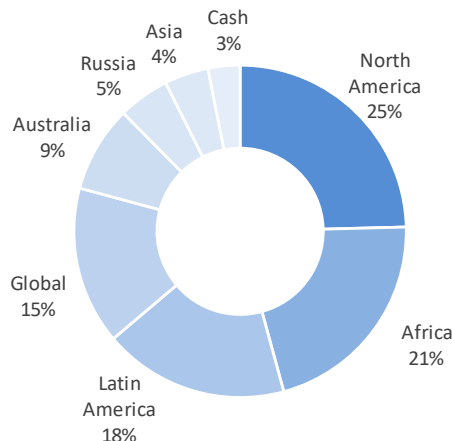
#### TOP TEN HOLDINGS

	% NAV		% NAV
Barrick Gold	5.7%	Wheaton Precious Metals	4.5%
Pan American Silver	5.1%	Kirkland Lake	4.4%
Centerra Gold	4.9%	Pretium Resources	4.3%
Harmony Gold	4.8%	Alacer	4.2%
Agnico-Eagle	4.7%	Semafo	4.0%

#### SECTOR ALLOCATION\*



#### GEOGRAPHICAL ALLOCATION



\*Classified on basis of company's primary sector  
Source: Baker Steel internal. Data at 29 March 2019.

#### FUND TERMS

Trading Frequency	Daily
Subscription Fee	Nil
Redemption Fee	Nil
Management Fee	0.90% <sup>2</sup>
Performance Fee	15% of O/P <sup>2</sup>
Benchmark	EMIX Global Mining Global Gold Index
Dividend Policy	Accumulation
Currencies	USD, EUR, GBP
SRRI	7
Fund size	EUR 244m

Fund documents are available at:

[www.ipconcept.com](http://www.ipconcept.com)

[www.fundinfo.com](http://www.fundinfo.com)

[www.swissfunddata.ch](http://www.swissfunddata.ch)

<sup>2</sup>I USD, I EUR, I GBP only. I2 EUR management fee is 1.2% with no performance fee

#### FUND IDENTIFICATIONS

Share Class	Closing Price	ISIN	WKN	BLOOMBERG	Minimum Initial Subscription <sup>3</sup>	Minimum Subsequent Investment	Registrations
I USD	103.39	LU1128910723	A12FT8	DYNPMIU	10,000,000	10,000	AT, CH, DE, FR, LU, UK, SE, SG <sup>4</sup>
I EUR	114.98	LU1128911291	A12FT9	DYNPMIE	10,000,000	10,000	AT, CH, DE, FR, LU, UK, SE
I GBP	-	LU1128912851	A12FUB	DYNPMIG	10,000,000	10,000	AT, CH, DE, FR, LU, UK
I2 EUR	248.36	LU0357130771	A1CXBS	DYNPRMI	-	-	AT, CH, DE, FR, LU, UK

<sup>3</sup>D Class Shares are also available with no minimum initial subscription amount (management fee 1.25%, performance fee 15% of O/P)

<sup>4</sup>Registered for sale in Singapore to accredited investors only

#### DISCLAIMER

Please Note: This report is issued by Baker Steel Capital Managers LLP (a limited liability partnership registered in England, No. OC301191 and authorised and regulated by the Financial Conduct Authority) on behalf of BAKERSTEEL Precious Metals Fund ("BSPM") for the information of a limited number of institutional investors (as defined in the Fund prospectus) on a confidential basis solely for the use of the person to whom it has been addressed. The I EUR, I USD, I GBP and I2 EUR share classes are not available to retail investors. The I2 EUR share class is closed to subscriptions. This document does not constitute or form part of any offer to issue or sell, or any solicitation of any offer to subscribe or purchase any shares or any other interests nor shall it or the fact of its distribution form the basis of, or be relied on in connection with, any contract therefor. Recipients of this document who intend to apply for shares or interests in BSPM are reminded that any such application may be made solely on the basis of the information and opinions contained in the relevant prospectus or other offering document relating thereto, which may be different from the information and opinions contained in this document. This report may not be reproduced or provided to any other person and any other person should not rely upon the contents. The distribution of this information does not constitute or form part of any offer to participate in any investment. This report does not purport to give investment advice in any way. Past performance should not be relied upon as an indication of future performance. Future performance may be materially worse than past performance and may cause substantial or total loss. Some figures are approximate and are for information only, being drawn from different sources. Data and statements are as at end of reporting period unless otherwise stated.